





Stitch Chart

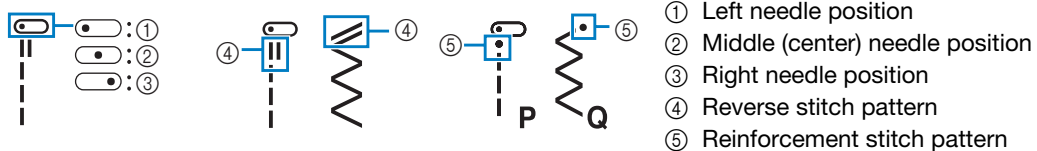
Memo

- When any of the following stitches (reverse stitch patterns) are selected, pressing  (Reverse/Reinforcement stitch button) will sew reverse stitches.

| Stitch | |  |  |  |
|--------|-------------|---|---|---|
| No. | 60 stitches | 00 | 01 | 04 |
| | 50 stitches | 00 | 01 | 04 |
| | 40 stitches | 00 | 01 | 04 |

When any other stitch is selected, pressing  (Reverse/Reinforcement stitch button) will sew reinforcement stitches.






- The stitch pattern symbols indicate the following.




































Note
















- The walking foot can only be used with straight or zigzag stitch patterns. Do not sew reverse stitches with the walking foot.
- When using the twin needle, set the machine to the twin needle mode. For details, refer to the Operation Manual.








*1 Twin needle can be used by attaching zigzag foot "J".
 For details on using the twin needle, refer to the Operation Manual.

| Stitch | No. | | | Presser foot | Stitch name/Applications | Stitch width (mm (inch)) Auto. Manual | Stitch length (mm (inch)) Auto. Manual |
|---|-------------------|-------------------|-------------------|--------------|--|--|---|
| | 60 stitches model | 50 stitches model | 40 stitches model | | | | |
|  | 00* ¹ | 00* ¹ | 00* ¹ | J | Straight stitch (Left) General sewing, gather, pintuck, etc. | 0.0 (0) 0.0 - 7.0 (0 - 1/4) | 2.5 (3/32) 0.2 - 5.0 (1/64 - 3/16) |
|  | 01* ¹ | 01* ¹ | 01* ¹ | J | Straight stitch (Middle) General sewing, gather, pintuck, etc. | 3.5 (1/8) 0.0 - 7.0 (0 - 1/4) | 2.5 (3/32) 0.2 - 5.0 (1/64 - 3/16) |
|  | 02* ¹ | 02* ¹ | 02* ¹ | J | Triple stretch stitch General sewing for reinforcement and decorative topstitching | 0.0 (0) 0.0 - 7.0 (0 - 1/4) | 2.5 (3/32) 1.5 - 4.0 (1/16 - 3/16) |
|  | 03* ¹ | 03* ¹ | 03* ¹ | J | Stem stitch Reinforced stitching, sewing and decorative applications | 1.0 (1/16) 1.0 - 3.0 (1/16 - 1/8) | 2.5 (3/32) 1.0 - 4.0 (1/16 - 3/16) |
|  | 04* ¹ | 04* ¹ | 04* ¹ | J | Zigzag stitch For overcasting, mending. | 3.5 (1/8) 0.0 - 7.0 (0 - 1/4) | 1.4 (1/16) 0.0 - 4.0 (0 - 3/16) |

| Stitch | No. | | | Presser foot | Stitch name/Applications | Stitch width (mm (inch)) Auto. Manual | Stitch length (mm (inch)) Auto. Manual |
|---|-------------------|-------------------|-------------------|--------------|---|---|---|
| | 60 stitches model | 50 stitches model | 40 stitches model | | | | |
|  | 05*1 | 05*1 | 05*1 | J | 3 steps elastic zigzag stitch Overcasting (medium, heavyweight and stretch fabrics), tape and elastic | 5.0 (3/16) 1.5 - 7.0 (1/16 - 1/4) | 1.0 (1/16) 0.2 - 4.0 (1/64 - 3/16) |
|  | 06 | 06 | 06 | G | Overcasting stitch Reinforcing of light and medium weight fabrics | 3.5 (1/8) 2.5 - 5.0 (3/32 - 3/16) | 2.0 (1/16) 1.0 - 4.0 (1/16 - 3/16) |
|  | 07 | 07 | 07 | G | Overcasting stitch Reinforcing of heavyweight fabric | 5.0 (3/16) 2.5 - 5.0 (3/32 - 3/16) | 2.5 (3/32) 1.0 - 4.0 (1/16 - 3/16) |
|  | 08*1 | 08*1 | 08*1 | J | Overcasting stitch Reinforced seaming of stretch fabric | 5.0 (3/16) 0.0 - 7.0 (0 - 1/4) | 2.5 (3/32) 0.5 - 4.0 (1/32 - 3/16) |
|  | 09 | 09 | 09 | R | Blind hem stitch Hemming woven fabrics * The stitch width setting is in neither millimeters nor inches. | 0 - 3← - →3 | 2.0 (1/16) 1.0 - 3.5 (1/16 - 1/8) |
|  | 10 | 10 | 10 | R | Blind hem stretch stitch Hemming stretch fabric * The stitch width setting is in neither millimeters nor inches. | 0 - 3← - →3 | 2.0 (1/16) 1.0 - 3.5 (1/16 - 1/8) |
|  | 11*1 | 11*1 | 11*1 | J | Blanket stitch Appliqués, decorative blanket stitch | 3.5 (1/8) 2.5 - 7.0 (3/32 - 1/4) | 2.5 (3/32) 1.6 - 4.0 (1/16 - 3/16) |
|  | 12*1 | 12*1 | 12*1 | J | Shell tuck edge stitch Shell tuck edge finish on fabrics | 4.0 (3/16) 0.0 - 7.0 (0 - 1/4) | 2.5 (3/32) 0.2 - 4.0 (1/64 - 3/16) |
|  | 13*1 | 13*1 | 13*1 | N | Satin scallop stitch Decorating collar of blouse, edge of handkerchief | 5.0 (3/16) 2.5 - 7.0 (3/32 - 1/4) | 0.5 (1/32) 0.1 - 1.0 (1/64 - 1/16) |
|  | 14*1 | 14*1 | 14*1 | J | Patchwork join stitch Patchwork stitches, decorative stitching | 4.0 (3/16) 0.0 - 7.0 (0 - 1/4) | 1.2 (1/16) 0.2 - 4.0 (1/64 - 3/16) |
|  | 15*1 | 15*1 | 15*1 | J | Patchwork double overlock stitch Patchwork stitches, decorative stitching | 5.0 (3/16) 2.5 - 7.0 (3/32 - 1/4) | 2.5 (3/32) 1.0 - 4.0 (1/16 - 3/16) |
|  | 16*1 | 16*1 | 16*1 | J | Couching stitch Decorative stitching, attaching cord and couching | 5.0 (3/16) 0.0 - 7.0 (0 - 1/4) | 1.2 (1/16) 0.2 - 4.0 (1/64 - 3/16) |
|  | 17*1 | 17*1 | 17*1 | J | Feather stitch Fagoting, decorative stitching | 5.0 (3/16) 0.0 - 7.0 (0 - 1/4) | 2.5 (3/32) 1.0 - 4.0 (1/16 - 3/16) |
|  | 18*1 | 18*1 | 18*1 | J | Fagoting cross stitch Fagoting, bridging and decorative stitching | 5.0 (3/16) 2.5 - 7.0 (3/32 - 1/4) | 2.5 (3/32) 1.0 - 4.0 (1/16 - 3/16) |
|  | 19 | 19 | 19 | N | Ladder stitch Decorative stitching | 4.0 (3/16) 0.0 - 7.0 (0 - 1/4) | 3.0 (1/8) 2.0 - 4.0 (1/16 - 3/16) |
|  | 20*1 | 20*1 | 20*1 | J | Rick-rack stitch Decorative top stitching | 4.0 (3/16) 0.0 - 7.0 (0 - 1/4) | 2.5 (3/32) 1.0 - 4.0 (1/16 - 3/16) |
|  | 21*1 | 21*1 | - | J | Decorative stitch Decorative stitching | 5.5 (7/32) 0.0 - 7.0 (0 - 1/4) | 1.6 (1/16) 1.0 - 4.0 (1/16 - 3/16) |

| Stitch | No. | | | Presser foot | Stitch name/Applications | Stitch width (mm (inch)) Auto. Manual | Stitch length (mm (inch)) Auto. Manual |
|---|-------------------|-------------------|-------------------|--------------|--|--|---|
| | 60 stitches model | 50 stitches model | 40 stitches model | | | | |
|  | 22*1 | 22*1 | 21*1 | N | Serpentine stitch Decorative stitching and attaching elastic | 5.0 (3/16) 1.5 - 7.0 (1/16 - 1/4) | 1.0 (1/16) 0.2 - 4.0 (1/64 - 3/16) |
|  | 23 | 23 | 22 | N | Hemstitching Decorative hems, lace attaching pin stitch | 3.5 (1/8) 1.5 - 7.0 (1/16 - 1/4) | 2.5 (3/32) 1.6 - 4.0 (1/16 - 3/16) |
|  | 24 | 24 | 23 | N | Hemstitching Decorative hems, daisy stitch | 6.0 (15/64) 1.5 - 7.0 (1/16 - 1/4) | 3.0 (1/8) 1.5 - 4.0 (1/16 - 3/16) |
|  | 25 | 25 | - | N | Hemstitching Decorative hemming on thin, medium weight and plain weave fabrics, heirloom stitching, etc. | 5.0 (3/16) 1.5 - 7.0 (1/16 - 1/4) | 3.5 (1/8) 1.5 - 4.0 (1/16 - 3/16) |
|  | 26 | 26 | 24 | N | Hemstitching Decorative hemming on thin, medium weight and plain weave fabrics, heirloom stitching, etc. | 5.0 (3/16) 1.5 - 7.0 (1/16 - 1/4) | 4.0 (3/16) 1.5 - 4.0 (1/16 - 3/16) |
|  | 27 | 27 | - | N | Hemstitching Decorative hemming on thin, medium weight and plain weave fabrics, heirloom stitching, etc. | 5.0 (3/16) 1.5 - 7.0 (1/16 - 1/4) | 2.5 (3/32) 1.5 - 4.0 (1/16 - 3/16) |
|  | 28 | 28 | - | N | Hemstitching Decorative hemming on thin, medium weight and plain weave fabrics, heirloom stitching, etc. | 5.0 (3/16) 1.5 - 7.0 (1/16 - 1/4) | 2.0 (1/16) 1.5 - 4.0 (1/16 - 3/16) |
|  | 29 | 29 | 25 | A | Narrow rounded buttonhole stitch Buttonhole on light to medium weight fabrics | 5.0 (3/16) 3.0 - 5.0 (1/8 - 3/16) | 0.5 (1/32) 0.2 - 1.0 (1/64 - 1/16) |
|  | 30 | 30 | 26 | A | Narrow squared buttonhole stitch Buttonholes for light to medium weight fabrics | 5.0 (3/16) 3.0 - 5.0 (1/8 - 3/16) | 0.5 (1/32) 0.2 - 1.0 (1/64 - 1/16) |
|  | 31 | 31 | 27 | A | Stretch buttonhole stitch Buttonholes for stretch or woven fabrics | 6.0 (15/64) 3.0 - 6.0 (1/8 - 15/64) | 1.0 (1/16) 0.5 - 2.0 (1/32 - 1/16) |
|  | 32 | 32 | 28 | A | Heirloom buttonhole stitch Buttonholes for heirloom and stretch fabrics | 6.0 (15/64) 3.0 - 6.0 (1/8 - 15/64) | 1.5 (1/16) 1.0 - 3.0 (1/16 - 1/8) |
|  | 33 | 33 | 29 | A | Keyhole buttonhole stitch Buttonholes in heavyweight or thick fabrics for larger flat buttons | 7.0 (1/4) 3.0 - 7.0 (1/8 - 1/4) | 0.5 (1/32) 0.3 - 1.0 (1/64 - 1/16) |
|  | 34 | - | - | A | Tapered keyhole buttonhole stitch Buttonholes in medium to heavy weight fabrics for larger flat buttons | 7.0 (1/4) 3.0 - 7.0 (1/8 - 1/4) | 0.5 (1/32) 0.3 - 1.0 (1/64 - 1/16) |
|  | 35 | - | - | A | Keyhole buttonhole stitch Buttonholes with vertical bar tack for reinforcement in heavyweight or thick fabrics | 7.0 (1/4) 3.0 - 7.0 (1/8 - 1/4) | 0.5 (1/32) 0.3 - 1.0 (1/64 - 1/16) |
|  | 36 | 34 | 30 | A | Bar tack stitch Reinforcement at opening of pocket, etc. | 2.0 (1/16) 1.0 - 3.0 (1/16 - 1/8) | 0.4 (1/64) 0.3 - 1.0 (1/64 - 1/16) |
|  | 37 | - | - | J | Piecing stitch (Right) Piecework/patchwork 6.5 mm (approx. 1/4 inch) right seam allowance | 5.5 (7/32) 0.0 - 7.0 (0 - 1/4) | 2.0 (1/16) 0.2 - 5.0 (1/64 - 3/16) |

| Stitch | No. | | | Presser foot | Stitch name/Applications | Stitch width (mm (inch)) Auto. Manual | Stitch length (mm (inch)) Auto. Manual |
|---|-------------------|-------------------|-------------------|--------------|--|--|---|
| | 60 stitches model | 50 stitches model | 40 stitches model | | | | |
|  | 38 | - | - | J | Piecing stitch (Left) Piecework/patchwork 6.5 mm (approx. 1/4 inch) left seam allowance | 1.5 (1/16) 0.0 - 7.0 (0 - 1/4) | 2.0 (1/16) 0.2 - 5.0 (1/64 - 3/16) |
|  | 39 | 35 | 31 | J | Hand-look quilting stitch Quilting stitch made to look like hand quilting when using transparent nylon thread for the upper thread and a thread color matching the quilt for the bobbin thread. Sew with a tight thread tension so that the bobbin thread is visible from the right side of the fabric. Use a needle between 90/14 and 100/16. | 0.0 (0) 0.0 - 7.0 (0 - 1/4) | 2.5 (3/32) 1.0 - 4.0 (1/16 - 3/16) |
|  | 40 | - | - | J | Quilting appliqué zigzag stitch Zigzag stitch for quilting and sewing on appliqué quilt pieces | 3.5 (1/8) 0.0 - 7.0 (0 - 1/4) | 1.4 (1/16) 0.0 - 4.0 (0 - 3/16) |
|  | 41 | - | - | J | Quilting appliqué stitch Quilting stitch for invisible appliqué or attaching binding | 1.5 (1/16) 0.5 - 3.5 (1/32 - 1/8) | 1.8 (1/16) 1.0 - 4.0 (1/16 - 3/16) |
|  | 42 | - | - | J | Quilting appliqué stitch Quilting stitch for invisible appliqué or attaching binding | 1.5 (1/16) 0.5 - 3.5 (1/32 - 1/8) | 1.8 (1/16) 1.0 - 4.0 (1/16 - 3/16) |
|  | 43 | - | - | J | Quilting stippling stitch Background quilting | 7.0 (1/4) 1.0 - 7.0 (1/16 - 1/4) | 1.6 (1/16) 1.0 - 4.0 (1/16 - 3/16) |
|  | 44 | 36 | 32 | N | Decorative stitch For decoration, etc. | 7.0 (1/4) 0.0 - 7.0 (0 - 1/4) | 2.5 (3/32) 0.2 - 4.0 (1/64 - 3/16) |
|  | 45 | 37 | 33 | N | Decorative stitch For decoration, etc. | 7.0 (1/4) 0.0 - 7.0 (0 - 1/4) | 2.0 (1/16) 0.2 - 4.0 (1/64 - 3/16) |
|  | 46 | 38 | - | N | Decorative stitch For decoration, etc. | 7.0 (1/4) 0.0 - 7.0 (0 - 1/4) | 2.5 (3/32) 0.2 - 4.0 (1/64 - 3/16) |
|  | 47 | 39 | - | N | Decorative stitch For decoration, etc. | 7.0 (1/4) 0.0 - 7.0 (0 - 1/4) | 2.0 (1/16) 0.2 - 4.0 (1/64 - 3/16) |
|  | 48 | 40 | - | N | Decorative stitch For decoration, etc. | 7.0 (1/4) 0.0 - 7.0 (0 - 1/4) | 2.0 (1/16) 0.2 - 4.0 (1/64 - 3/16) |
|  | 49 | 41 | 34 | N | Decorative stitch For decoration, etc. | 7.0 (1/4) 0.0 - 7.0 (0 - 1/4) | 2.5 (3/32) 0.2 - 4.0 (1/64 - 3/16) |
|  | 50 | - | - | N | Decorative stitch For decoration, etc. | 7.0 (1/4) 0.0 - 7.0 (0 - 1/4) | 1.6 (1/16) 0.2 - 4.0 (1/64 - 3/16) |
|  | 51 | - | - | N | Decorative stitch For decoration, etc. | 7.0 (1/4) 0.0 - 7.0 (0 - 1/4) | 1.4 (1/16) 0.2 - 4.0 (1/64 - 3/16) |
|  | 52 | 42 | 35 | N | Cross-stitch For decoration, etc. | 6.0 (15/64) 0.0 - 7.0 (0 - 1/4) | 2.5 (3/32) 0.2 - 4.0 (1/64 - 3/16) |

| Stitch | No. | | | Presser foot | Stitch name/Applications | Stitch width (mm (inch)) Auto. Manual | Stitch length (mm (inch)) Auto. Manual |
|---|-------------------|-------------------|-------------------|--------------|---|--|---|
| | 60 stitches model | 50 stitches model | 40 stitches model | | | | |
|  | 53 | 43 | - | N | Cross-stitch For decoration, etc. | 6.0 (15/64) 0.0 - 7.0 (0 - 1/4) | 1.4 (1/16) 0.2 - 4.0 (1/64 - 3/16) |
|  | 54 | 44 | 36 | N | Cross-stitch For decoration, etc. | 6.0 (15/64) 0.0 - 7.0 (0 - 1/4) | 1.4 (1/16) 0.2 - 4.0 (1/64 - 3/16) |
|  | 55 ^{*1} | 45 ^{*1} | 37 ^{*1} | N | Satin stitch For decoration, etc. | 7.0 (1/4) 0.0 - 7.0 (0 - 1/4) | 0.4 (1/64) 0.1 - 1.0 (1/64 - 1/16) |
|  | 56 ^{*1} | 46 ^{*1} | 38 ^{*1} | N | Satin stitch For decoration, etc. | 7.0 (1/4) 0.0 - 7.0 (0 - 1/4) | 0.4 (1/64) 0.1 - 1.0 (1/64 - 1/16) |
|  | 57 ^{*1} | 47 ^{*1} | - | N | Satin stitch For decoration, etc. | 7.0 (1/4) 0.0 - 7.0 (0 - 1/4) | 0.4 (1/64) 0.1 - 1.0 (1/64 - 1/16) |
|  | 58 ^{*1} | 48 ^{*1} | 39 ^{*1} | N | Satin stitch For decoration, etc. | 7.0 (1/4) 0.0 - 7.0 (0 - 1/4) | 0.4 (1/64) 0.1 - 1.0 (1/64 - 1/16) |
|  | 59 ^{*1} | 49 ^{*1} | - | N | Satin stitch For decoration, etc. | 7.0 (1/4) 0.0 - 7.0 (0 - 1/4) | 0.4 (1/64) 0.1 - 1.0 (1/64 - 1/16) |